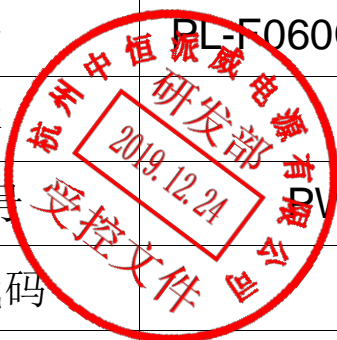




产品承认书

存档品号	8071084001
产品型号	PL-F060CV-V024-S-VF_000000
存档版本	V1.0
原文件编号	PWRDPSA0000314
承认客户代码	000
承认版本	VA.0
文件拟制日期	2019年11月13日





ZHONHEN POWER ENERGY
PRODUCT APPROVAL
SPECIFICATION

中恒派威电源产品承认书

MODEL NO. (产品型号) PL-F060CV-V024-S-VF

CUSTOMER (客户) _____

CUSTOMER P.N. (客户料号) _____

SAMPLE DATE (送样日期) _____

客户方承认签核 CUSTOMER AUTHORIZED SIGNATURE		
确认 Introduced By	审核 Checked By	批准 Approved By

地址:杭州市滨江区东信大道 69 号
Add: 69# Dongxin Road, District Binjiang, Hangzhou
Tel: +86 571 8669 9828
Zip Code: 310053

客户确认签字，盖章后请将此文件回传一份给我司。
Please return to us one copy of this file with your approved signature.

Revision History 变更履历

Version	Date	C/N No.	Author	Description
V1.0	Nov.11.2019		yangyx	First Release

拟制 Prepared By	审核 Checked By	批准 Approved By
杨宇轩	2019.11.13	

受控文件

Contents

1. Introduction/产品介绍	2
1.1 Scope/概述	2
1.2 References/参考文件	2
2. Approvals and Standards/认证及标准	3
2.1 Compliance Standards/标准规范	3
2.2 Emissions(EMI)/传导及辐射	3
2.3 Immunity(EMS)/抗扰度	3
2.4 Insulation/绝缘	3
2.5 Dielectric Strength (Hi-POT)/耐压强度（高压）	4
2.6 Leakage Current/漏电流	4
2.7 Ground Resistance/接地阻抗	4
3. General Requirements/基本规格	5
3.1 Environmental Conditions/环境条件	5
3.2 Reliability and Life/可靠性及寿命	5
3.3 Dynamic Performance/动态特性	5
3.4 Mechanical Construction/机械结构	6
4. AC Input/交流输入	7
4.1 Ratings/额定参数	7
4.2 Input Voltage Specifications/输入电压规格	7
4.3 Input Current/输入电流	7
4.4 Input Protection/输入保护	7
5. DC Output/直流输出	8
5.1 Output Voltage Specifications/输出电压规格	8
5.2 Output Protection/输出保护	8
6. Performance Curves/性能曲线	9
6.1 Input Voltage Derating/输入电压降额曲线	9
6.2 Thermal Derating/温度降额	9
7. Mechanical Drawings/机构图	10
7.1 Product Outline/产品外观尺寸	10
7.2 Label/产品标贴	10
7.3 Package/包装	10

1. Introduction/产品介绍

1.1 Scope/概述

This specification is for customer approval. It defines the detailed specification of Hangzhou Zhonhen Power Energy Co., Ltd LED driver product. It will be a formal document for customer and Hangzhou Zhonhen Power Energy Co., Ltd for the specified product.

该规格书为客户承认用。该文档定义了杭州中恒派威电源有限公司 LED 驱动产品的规格。该文档将作为杭州中恒派威电源有限公司与客户之间关于指定产品型号的正式文档。

1.2 References/参考文件

[1] Hangzhou Zhonhen Power Energy Co., Ltd Product Family Specification/中恒派威电源产品手册

2. Approvals and Standards/认证及标准

2.1 Compliance Standards/标准规范

Section	Parameter/参数	Specification/规格	Comments/备注
2.1.1	UL and FCC	UL8750,UL935,UL1012,UL1310	Type HL/TL for UL8750
2.1.2	CE	EN61347-1,EN61347-2-13,EN62384	
2.1.3	CCC	GB19510.1	

2.2 Emissions(EMI)/传导及辐射

Section	Parameter	Specification	Comments
2.2.1	Radiated Emissions/辐射	Class B	FCC Part 15,EN55015
2.2.2	AC Conducted Emissions/传导	Class B	FCC Part 15,EN55015
2.2.3	Harmonics/谐波	Class C ($\geq 75\%$ load)	EN61000-3-2
2.2.4	Voltage Fluctuations & Flicker/电压波动和闪变		EN 61000-3-3

2.3 Immunity(EMS)/抗扰度

Section	Parameter	Specification	Comments
2.3.1	Surge – AC port/浪涌	L-N:4kV; LN-PE:6kV	EN 61000-4-5
2.3.2	ESD	Contact 4kV,Air 8kV	EN 61000-4-2
2.3.3	RFF	10V/m	EN 61000-4-3
2.3.4	EFT	2kV	EN 61000-4-4
2.3.5	CRF	10V	EN 61000-4-6
2.3.6	Power Frequency Magnetic Field Test/工频磁场抗扰度试验		EN 61000-4-8
2.3.7	Voltage Dips/电压跌落		EN 61000-4-11
2.3.8	Hi-pot		EN/IEC 61347

2.4 Insulation/绝缘

Section	Parameter	Specification	Comments
2.4.1	Primary-to-Ground/原边对大地	Basic insulation/基本绝缘	
2.4.2	Secondary-to-Ground/副边对大地	Basic insulation/基本绝缘	
2.4.3	Primary-to-Secondary/原边对副边	Reinforced insulation/加强绝缘	

2.5 Dielectric Strength (Hi-POT)/耐压强度（高压）

Section	Parameter	Specification	Comments
2.5.1	Input-to-Output (输入-输出)	3750Vac/10mA/60s	
2.5.2	Input-Ground (输入-地)	1554Vac/5mA/60s	
2.5.3	Output- Ground (输出-地)	1554Vac/10mA/60s	

2.6 Leakage Current/漏电流

Section	Parameter	Specification	Condition
2.6.1	Leakage Current/漏电流	1mA max.	277Vac/60Hz

2.7 Ground Resistance/接地阻抗

Section	Parameter	Specification	Condition
2.7.1	Ground Resistance/接地阻抗	0.1Ω max.	32A, 3s

Comments:

此控制装置的外部软缆或软线不能替换；如果软线损坏，该装置即应报废。

The external wire of the control device cannot be replaced; the device should be scrapped when the wire is damaged.

3. General Requirements/基本规格

3.1 Environmental Conditions/环境条件

Section	Parameter	Specification	Comments
3.1.1	Maximum Case Temperature/最大壳温	90°C	
3.1.2	Working Ambient Temperature Range/ 工作环境温度范围	-40°C to +70°C	Derating will apply for 60°C to 70°C/60-70°C 降额输出
3.1.3	Start-up Temperature/启动温度	-40°C	
3.1.4	Maximum Altitude for Normal Operation/ 海拔高度	3000m	Derating will apply above 2000m/海拔 2km 以上降额输出
3.1.5	Storage /储藏	-40°C to +85°C	
3.1.6	Transport/运输	-40°C to +70°C	
3.1.7	IP Rating/IP 等级	IP67	
3.1.8	Operating Humidity/工作环境湿度	10~100% RH	
3.1.9	Storage Humidity/储藏环境湿度	5~100% RH	

3.2 Reliability and Life/可靠性及寿命

Section	Parameter	Specification	Comments
3.2.1	MTBF (Calculated) / 平均无故障间隔时间理论值	280,000hrs	Calculated by MIL-HDBK-217F. Measured at 220Vac input, 80% load and 25°C ambient temperature. 25°C环境及220Vac输入与80%负载条件下测试
3.2.2	Product Life/产品寿命	50,000 hours design life. /5 万小时设计寿命	Measured at 220Vac input, 80% load and 60°C case temperature. 60°C壳温及 220Vac 输入与 80%负载条件下测试
3.2.3	Maintenance & Repair/ 维修	Non field serviceable/不可现场维修	

3.3 Dynamic Performance/动态特性

All measurements must be taken at the product wiring. Unless otherwise stated, all measurements are conducted at nominal output voltage and current with nominal input voltage. Steady state is considered to be less than or equal to 0.5% deviation from nominal output current.

所有测试必须在产品线路连接良好前提下，除非特别注明，所有测试均在标称输入电压、标称输出电压及电流条件下进行，输出电压在 5%偏差内为稳态。

Section	Parameter	Specification	Condition	Comment
3.3.1	Load Regulation 负载调整率	3% Vo-rated	Measured over 50% to 100% rated output load at rated output Voltage. 输出额定电电压条件下，额定功率 50 - 100%变化	
3.3.2	Line Regulation 线性调整率	±1% Vo-rated	Measured over full rated input voltage range 输入电压全范围测量	
3.3.3	Start-up Overshoot 开机过冲	<5% Vo-rated	Full rated load 额定满负载	The deviation is compared to the final steady state value 偏差值与稳定工作状态下比较得出

3.4 Mechanical Construction/机械结构

Section	Parameter	Specification	Comments
3.4.1	Dimensions 产品尺寸	115×67.5×33.5mm	L×W×H
3.4.2	RoHS & WEEE	Full compliance on launch 完全遵循	
3.4.3	Connector/Wiring 接线	See Mechanical Drawings 参见结构图	
3.4.4	Weight/重量	约 486g	Extra cable excluded 不包含接电源端外线材
3.4.5	Cooling/散热	Natural cooling/自然冷却	
3.4.6	Mounting/安装	6PCS mounting holes for screw 6颗螺钉安装孔	Refer to mechanical drawings 参见结构图

4. AC Input/交流输入

4.1 Ratings/额定参数

Section	Parameter	Specification	Comments
4.1.1	Rated Input Voltage Range 额定输入电压范围	200~240Vac	Nominal voltage, Single phase, Universal input /标称电压, 单相, 全电压输入
4.1.2	Rated Input Current 额定输入电流	0.45A _{rms}	Full rated load, input voltage 220Vac and 25°C/标称输入电压 220Vac, 25°C 满载测试
4.1.3	Rated Input Frequency Range 额定输入频率	50~60Hz ±10%	

4.2 Input Voltage Specifications/输入电压规格

Section	Parameter	Specification	Comments
4.2.1	Nominal Input Voltage 标称输入电压	220V _{rms}	
4.2.2	Normal operating range 正常工作范围	176~305V _{rms}	Temperature/Voltage de-ratings apply, see Performance curves. 温度或电压允许降额, 见性能曲线图。
4.2.3	Turn On Delay Time 开机延迟时间	<1.2s	At rated input voltage and full load 额定输入电压及满载下测试

4.3 Input Current/输入电流

Section	Parameter	Specification	Comments
4.3.1	Inrush current (peak) 突入电流(峰值)	65A Typical	At nominal input voltage and room temperature, inrush spike due to EMC capacitors is excluded.(duration time from 10%I _{pk} (rise) to 10%I _{pk} (fall) is less 5ms) 在标称电压及室温下测得,且不包括 X 电容引起的尖峰, 持续时间小于 5ms。
4.3.2	Inrush current (I ² t) 突入电流(能量)	<5.0A ² s	At 220Vac input voltage and room temperature (cold start), duration time from 10%I _{pk} (rise) to 10%I _{pk} (fall). 220Vac, 25°C 环温 (冷机启动), 持续时间 10%I _{pk} ↑-10%I _{pk} ↓
4.3.3	Power Factor 功率因数	>0.96	@ 176Vac, full load/满载
		>0.96	@ 220Vac, full load
		>0.90	@ 277Vac, full load
4.3.4	THD 总谐波失真	<20%	@ 176Vac, full load
		<20%	@ 220Vac, full load
		<20%	@ 277Vac, full load

4.4 Input Protection/输入保护

Section	Parameter	Specification	Comments
4.4.1	Over Current 输入过电流		Input fuses fitted on line inputs for fault protection 在输入线上加装保险丝实现过电流保护
4.4.2	Over Voltage 输入过压	330V _{rms} /60s	No damage./无损伤

5. DC Output/直流输出

5.1 Output Voltage Specifications/输出电压规格

Section	Parameter	Specification	Comments
5.1.1	Maximum Rated Current 最大额定电流	2.5A	
5.1.2	Rated Output Voltage 额定输出电压	24V (-5%~+5%)	Defined as "Vo-rated". Measured at 10% load. /定义为 Vo-rated,10%载下测得。
5.1.3	Rated Output Power 额定输出功率	60W	
5.1.4	Efficiency/效率	88.5% @ 220Vac, full load	Typical value. 100% of rate output power at nominal input voltage, after the unit is thermally stabilized. 典型值。在标称输入电压下, 100%额定输出功率, 热机测试状态下测试。
5.1.5	Output Ripple and Noise (Peak to Peak) 输出纹波和噪声(峰-峰值)	<10%Vo-rated	At rated output voltage, measured at 20MHz bandwidth and the output is paralleled with a 0.1uF ceramic capacitor and a 10uF electrolysis capacitor. Measured at full load. 在额定电压下测试, 示波器带宽 20MHz,输出端并联一个 0.1uF 陶瓷电容及一个 10uF 的电解电容下测试。满载下测得。

5.2 Output Protection/输出保护

Section	Parameter	Specification	Comments
5.2.1	Over Voltage Protection (OVP)	(1.1-1.5)Vo-rated	The unit will be in burst mode when OVP. It will deliver full function after fault is removed. 过压时工作在打嗝模式, 故障解除后, 产品恢复正常工作。
5.2.2	Output Short Circuit Protection 输出短路保护	Self Protected	During output short circuit, the product will be in self protection mode and will not be damaged. After the fault is removed, the product will deliver output power as normal. 短路时, 产品无损伤。短路解除后, 可自动恢复。
5.2.3	Over Power Protection 过功率保护	(1.2~1.5)*Io	The output power can be limited if the load exceed rated output load. 如果负载超过额定输出负载, 输出功率会被限制。
5.2.4	Over Temperature Protection 过温保护(OTP)	105±10°C Case Temperature	The power supply shall go into thermal protection as the case temperature exceeds 105±10°C. Output will closed when OTP and will recover when Tc dropped to 70±10°C. 电源壳温超过 105±10°C 时会启动过温保护, 过温时输出关闭, 壳温降至 70±10°C 时恢复正常。

6. Performance Curves/性能曲线

6.1 Input Voltage Derating/输入电压降额曲线

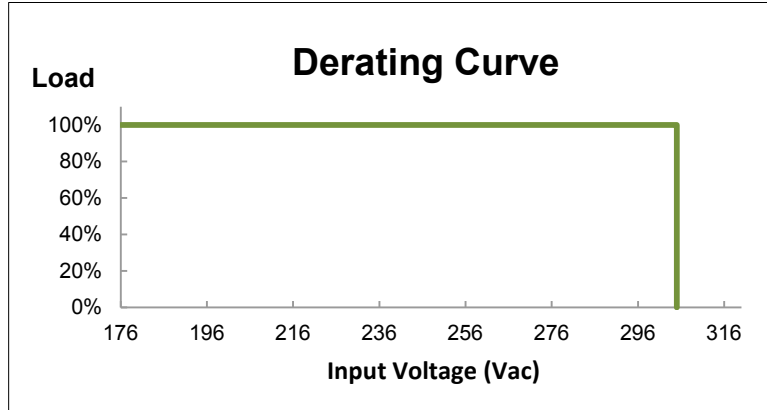


Figure 1. Input Voltage De-rating

6.2 Thermal Derating/温度降额

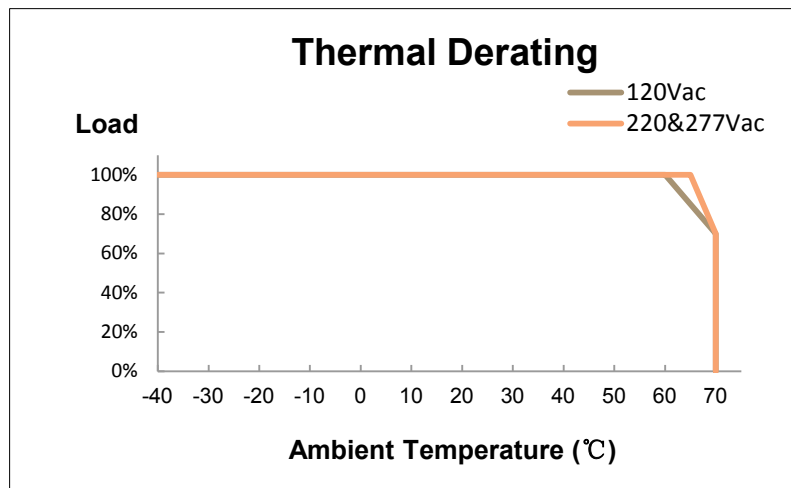


Figure 2. Temperature Derating of Output

7. Mechanical Drawings/机构图

7.1 Product Outline/产品外观尺寸

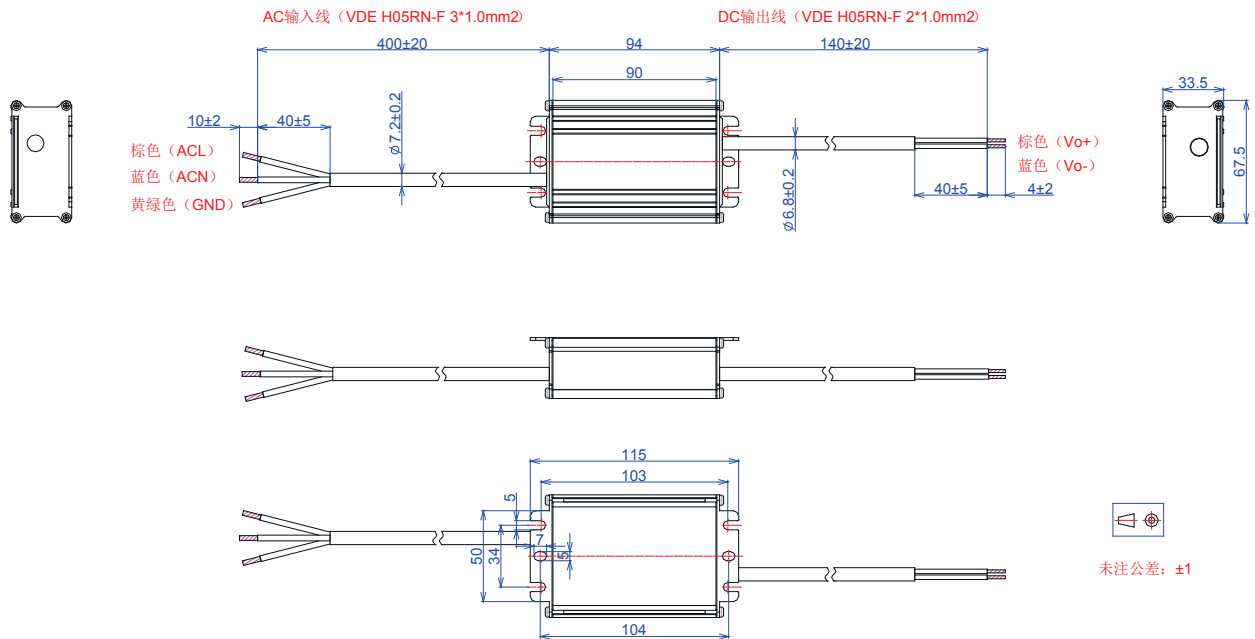


Figure 3. Mechanical Drawing of Outline

7.2 Label/产品标贴

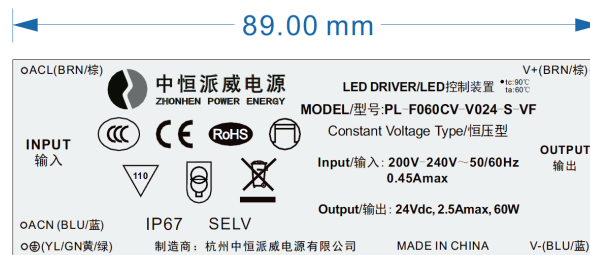


Figure 4. Label

7.3 Package/包装

外箱尺寸 Carton Dimension(L×W×H) :500*320*315 mm

纸浆托盘 Moulded Pulp Egg Tray: 4PCS per carton

盖板 Pulp Plate: 4 PCS per carton

LED 电源 LED Driver: 24PCS per carton



Figure 5. Packing Sample